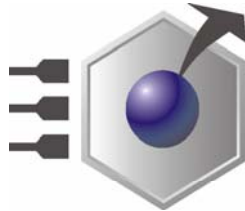


EmbeddedDNA[®]



An0054

CPU-1420: Cable Set

Rev. 1.1

Jul 2005

COPYRIGHT 1994-2005 Eurotech S.p.A. All Rights Reserved.

ABOUT THIS MANUAL

This application note contains information about the contents of the cable set for the CPU-1420

Part Number CBL-1420-00



Via J. Linussio 1
33020 AMARO (UD)
ITALY

Phone: +39.0433.485.411
Fax: +39.0433.485.499

Website: www.eurotech.it
E-mail: sales@eurotech.it



NOTICE

Although all the information contained herein has been carefully verified, Eurotech S.p.A. assumes no responsibility for errors that might appear in this document, or for damage to property or persons resulting from an improper use of this manual and of the related software. Eurotech S.p.A. reserves the right to change the contents and form of this document, as well as the features and specifications of its products at any time, without notice.

Trademarks and registered trademarks appearing in this document are the property of their respective owners

Conventions

The following table lists conventions used throughout this guide.

Icon	Notice Type	Description
	Information note	Important features or instructions
	Warning	Information to alert you to potential damage to a program, system or device or potential personal injury

(This page is intentionally left blank.)

Contents

Conventions	3
Contents	5
Chapter 1 Cable set components.....	6
Chapter 2 Additional components available.....	9
Chapter 3 Technical information.....	11
7000000045, Cable form, 2xIDC -> F P=2mm 44P L=200mm + 400 mm	12
7000000030, Cable form, IDC F 10P -> DB9M L=200mm	13
7020000011, Cable form, Auxiliary, PC104 6x2 L=300mm.....	14
7000000031, Cable form, IDC Female 26Pin -> DB25F Length=200mm	15
ACS-9072-00, Multifunction adaptor for PC104 CPU's	16
ACS-6000, Floppy disc drive adaptor	17
ACS-9071-06, 10/100 Ethernet adaptor	18
ACS-9071-07, 10/100 Ethernet adaptor	19
Related Documents	20
Where to find us.....	20

Chapter 1 Cable set components



The following pages show the standard and optional parts available within the cable-sets:



A



B




C



D



E



F

Table 1. CBL-1420-00, Package Contents

Ref.	Qty.	Eurotech Part #	Description	Page #
A	4	7000000030	Cable form, IDC F 10P -> DB9M L=200mm	13
B	1	7000000045	Cable form, 2xIDC -> F P=2mm 44P L=200mm + 400 mm	12
C	1	7000000031	Cable form, IDC F 26P -> DB25F L=200mm	15
D	1	ACS-9072-00	Multifunction adaptor for PC104 CPU's	16
E	1	7020000011	Cable form, Aliment, PC104 6x2 L=300mm	14
F	1	ACS-6000	Floppy drive adaptor	17

Chapter 2 Additional components available

The following page shows additional items that are available for the CPU-1420-xx.




Figure 1. ACS-9071-06 / ACS-9071-07

Table 2. Component description

Ref.	Eurotech Part #	Description	Technical Page #
Figure 1	ACS-9071-06	RJ45 Ethernet 10/100 Adaptor With cable for CPU-1420 and CPU-1432.	18
Figure 1	ACS-9071-07	RJ45 Ethernet 10/100 Adaptor With cable for CPU-1420 Connector J5	19

Note: The only difference between the ACS-9071-06 and the ACS-9071-07 is the cable supplied

Chapter 3 Technical information

The following pages describe the assorted cables and adaptors in detail.

700000045, Cable form, 2xIDC -> F P=2mm 44P L=200mm + 400 mm

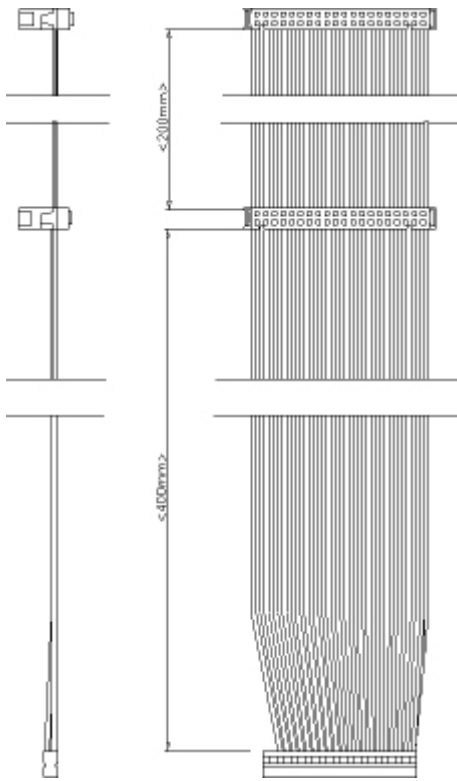


Figure 2. 700000045

700000030, Cable form, IDC F 10P -> DB9M L=200mm

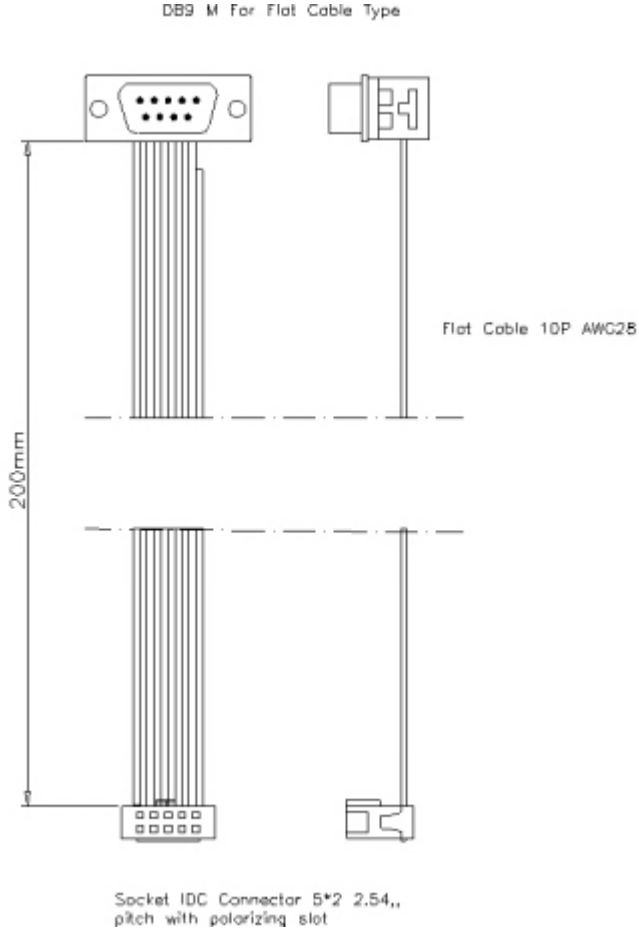


Figure 3. 700000030

702000011, Cable form, Auxiliary, PC104 6x2 L=300mm

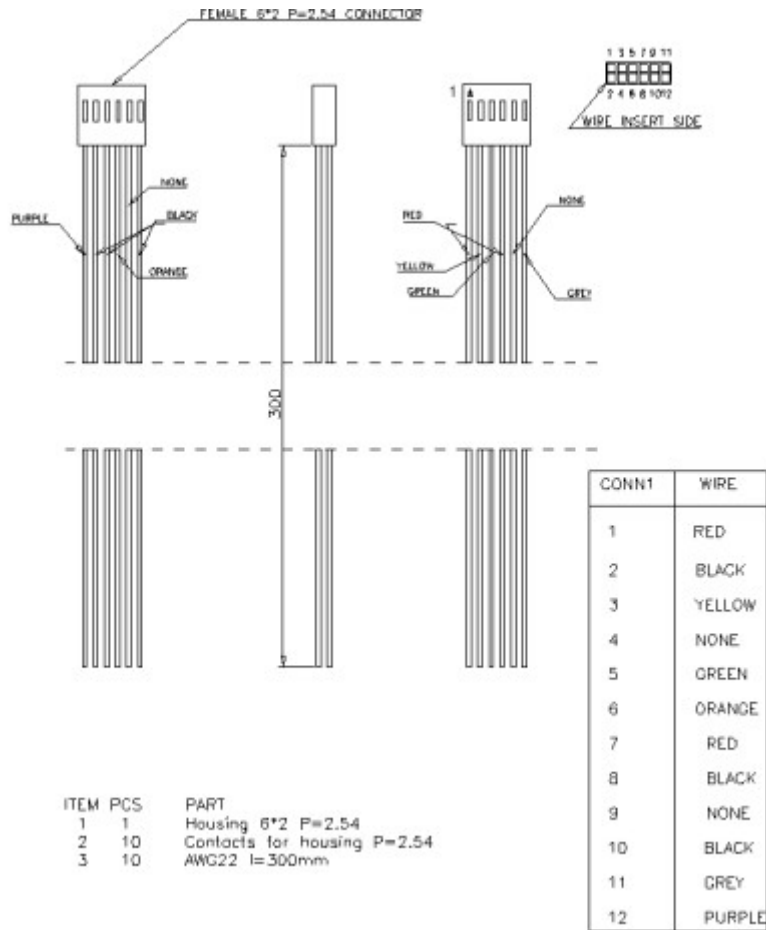


Figure 4. 702000011

700000031, Cable form, IDC Female 26Pin -> DB25F Length=200mm

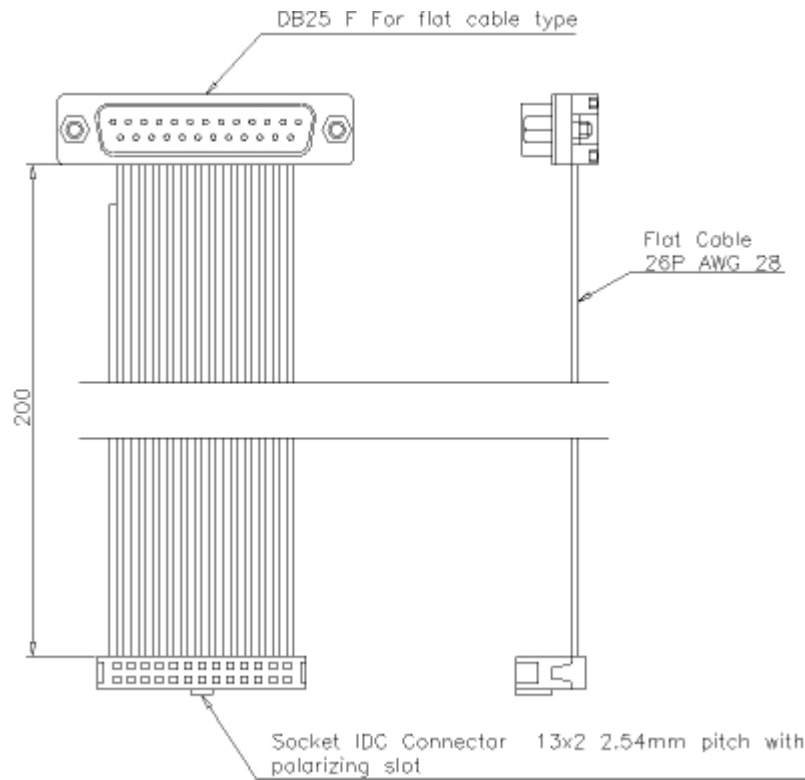


Figure 5. 700000031

ACS-9072-00, Multifunction adaptor for PC104 CPU's

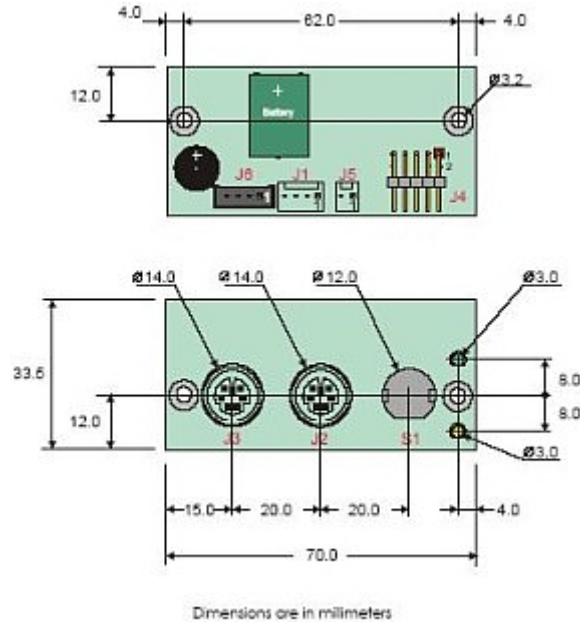


Figure 6. ACS-9072-00 measurements

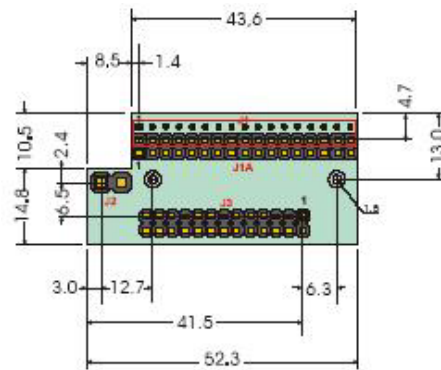
Table 3. Connector Descriptions

Part Number	Description
S1	Reset Switch
J1	Keyboard Output, SIL 4P M DA C.S. P=2.54mm Vertical
J2	Keyboard Input, Vertical 6pin MINIDIN Connector.
J3	Mouse Input, Vertical 6pin MINIDIN Connector.
J4	Multi-Purpose Connector 5x2 male 90° p=2.54mm
J5	Voltage Input, SIL 2P M DA C.S. P=2.54mm Vertical
J6	Mouse Output, AMP MODUII 4pin

ACS-6000, Floppy disc drive adaptor

Package Contents:

- 1 x ACS-6000, Floppy disc drive adaptor
- 1 x 7030000120, Cable, HDD, Male, 4Pin -> Female 2pin + Female 4pin, HDD, Length=200mm
- 1 x 7000000002, Cable, IDC, Female, 26Pin -> IDC, Female, 26Pin, Length=100mm
- 1 x 7000000003, Cable, IDC, Female, 34Pin -> Card edge, 34pin, Length=400mm, FDD



Dimensions are in millimeters

Figure 7. ACS-6000 Dimensions

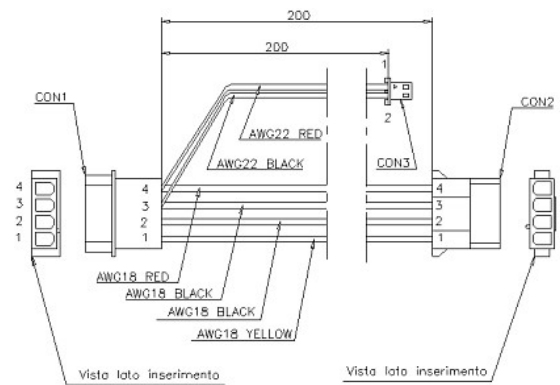


Figure 8. 7030000120

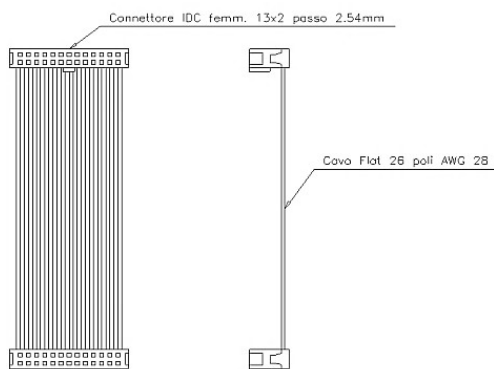


Figure 9. 7000000002

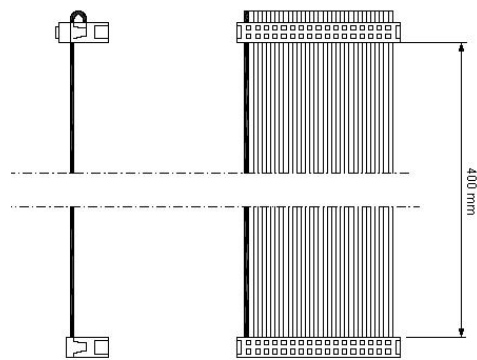


Figure 9. 7000000003

ACS-9071-06, 10/100 Ethernet adaptor

Package Contents:

1 x ACS-9071-06, RJ45 Ethernet, 10/100, adaptor

1 x 7000000125,

IDC 26pin (13x2) female to Multifunction 5x2, Mouse 4x1, VGA d-sub 15 Female HD & Ethernet 5x2

Note: For further information regarding this adaptor please refer to:

Application Note 0059, "AN0059 ACS-9071 User Manual"

Available from the Eurotech download area.

ACS-9071-07, 10/100 Ethernet adaptor

Package Contents:

1 x ACS-9071-07, RJ45 Ethernet, 10/100, adaptor

1 x 7000000073, Cable form, 40pin, Hirose -> 4 x female, 10pin (5x2).

Note: For further information regarding this adaptor please refer to:

Application Note 0059, "AN0059 ACS-9071 User Manual"

Available from the Eurotech download area.

Related Documents

For further information please refer to the specific user manuals for the individual CPU's

Where to find us

Eurotech S.p.A.

Via Jacopo Linussio, 1 - 33020 Amaro (UD) ITALY

Telephone

+39 0433 485411

Fax

+39 0433 485499

Email

Welcome@eurotech.it

Website

www.eurotech.it