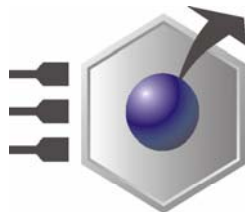


EmbeddedDNA[®]



An0036

CPU-1432: Cable Set

Rev. 2.1

Sep. 2005

COPYRIGHT 1994-2005 Eurotech S.p.A. All Rights Reserved.

ABOUT THIS MANUAL

This application note contains information about the contents of the cable set for the CPU-1432-xx:

Part Numbers
CBL-1432-00



Via J. Linussio 1
33020 AMARO (UD)
ITALY

Phone: +39.0433.485.411
Fax: +39.0433.485.499

Website: www.eurotech.it
E-mail: sales@eurotech.it



NOTICE

Although all the information contained herein has been carefully verified, Eurotech S.p.A. assumes no responsibility for errors that might appear in this document, or for damage to property or persons resulting from an improper use of this manual and of the related software. Eurotech S.p.A. reserves the right to change the contents and form of this document, as well as the features and specifications of its products at any time, without notice.

Trademarks and registered trademarks appearing in this document are the property of their respective owners

Conventions

The following table lists conventions used throughout this guide.

Icon	Notice Type	Description
	Information note	Important features or instructions
	Warning	Information to alert you to potential damage to a program, system or device or potential personal injury

(This page is intentionally left blank.)

Contents

Conventions	3
Contents	5
Chapter 1 Cable set components.....	6
Chapter 2 Additional components available.....	9
Chapter 3 Technical information.....	11
7000000045, Cable form, 2xIDC -> F P=2mm 44P L=200mm + 400 mm	12
7000000095, Cable form, IDC, F, 10P -> DB15HD F L=300mm.....	13
7000000030, Cable form, IDC F 10P -> DB9M L=200mm	14
7020000011, Cable form, Auxiliary, PC104 6x2 L=300mm.....	15
7000000031, Cable form, IDC Female 26Pin -> DB25F Length=200mm	16
7030000072, Cable form, IDC Female 26Pin -> DB25F Length=200mm	17
ACS-6000, Floppy disc drive adaptor	18
ACS-9072-00, Multifunction adaptor for PC104 CPU's	19
ACS-9071-06, RJ45 Ethernet 10/100Mb adaptor.....	20
ACS-9076-01, AC97 Audio CODEC	21
ACS-9075-02, 2 Port USB 1.1 adaptor	22
Related Documents.....	23
Where to find us.....	23


Chapter 1 Cable set components



The following pages show the components available within the cable-sets:



A




B




C



D



E



F




Table 1. CBL-1432-00 components.

Ref.	Qty.	Eurotech Part #	Description	Page #
A	1	7000000095	Cable form, IDC, F, 10P -> DB15HD F L=300mm	13
B	1	7020000011	Cable form, Aliment, PC104 6x2 L=300mm	15
C	2	7000000030	Cable form, IDC F 10P -> DB9M L=200mm	13
D	1	7000000045	Cable form, 2xIDC -> F P=2mm 44P L=200mm + 400 mm	12
E	1	ACS-9072-00	Multifunction adaptor for PC104 CPU's	19
F	1	7000000031	Cable form, IDC F 26P -> DB25F L=200mm	16
G	1	7030000072	LCD / TFT & CODEC	17
H	1	ACS-6000	Floppy drive adaptor	18

Chapter 2 Additional components available

The following pages show additional items that are available for the CPU's covered within this manual.




Table 2. Accessories and description

Ref.	Eurotech Part #	Description	Technical Page #
I	ACS-9076-00	AC97 Audio CODEC	21
J	ACS-9071-06	RJ45 Ethernet 10/100 Adaptor	20
K	ACS-9075-01	2 Port, USB 1.1 Adaptor	22

Chapter 3 Technical information

The following pages describe the assorted cables and adaptors in detail.

700000045, Cable form, 2xIDC -> F P=2mm 44P L=200mm + 400 mm

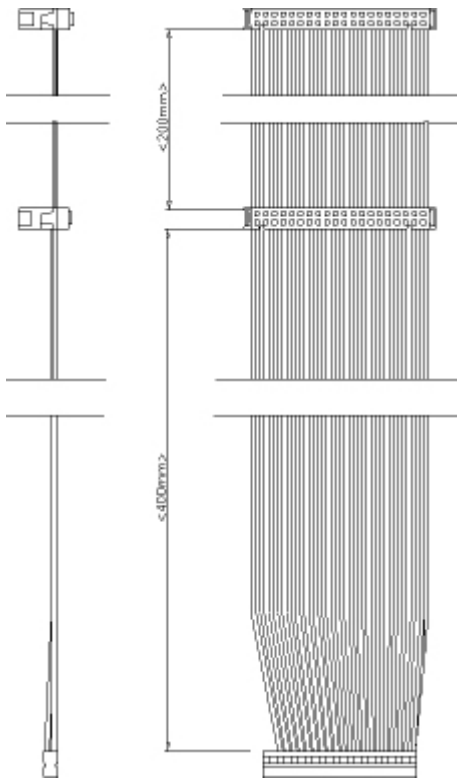


Figure 1. 700000045

700000095, Cable form, IDC, F, 10P -> DB15HD F L=300mm

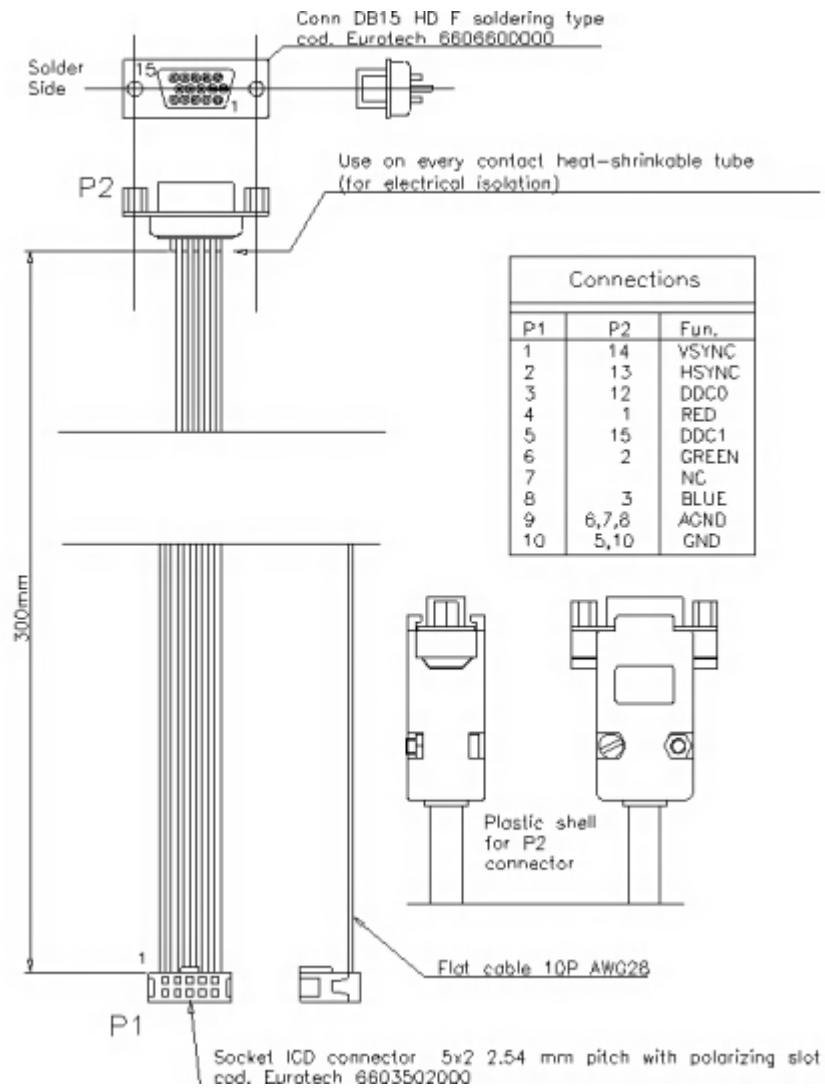


Figure 2. 700000095

700000030, Cable form, IDC F 10P -> DB9M L=200mm

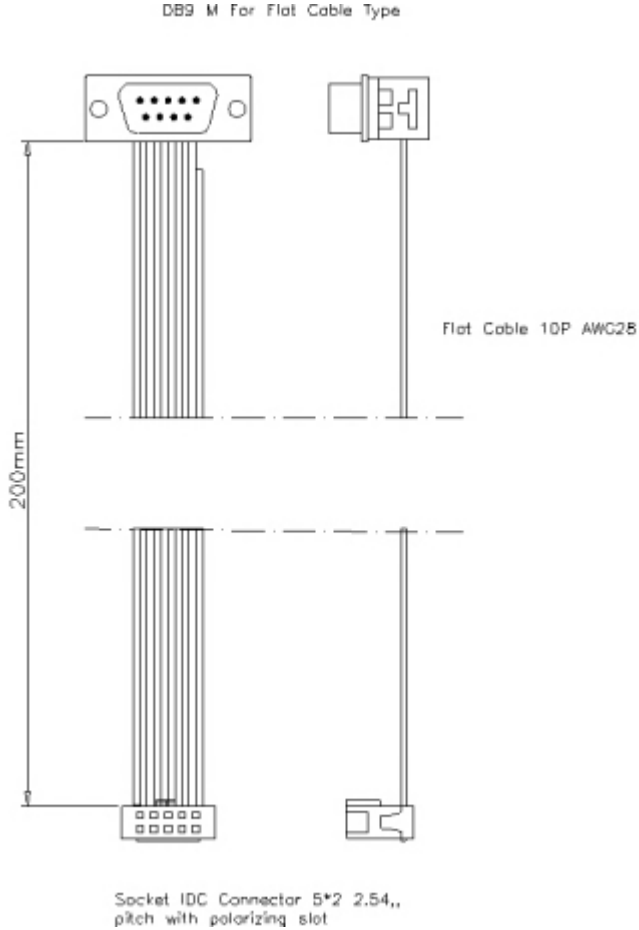


Figure 3. 700000030

702000011, Cable form, Auxiliary, PC104 6x2 L=300mm

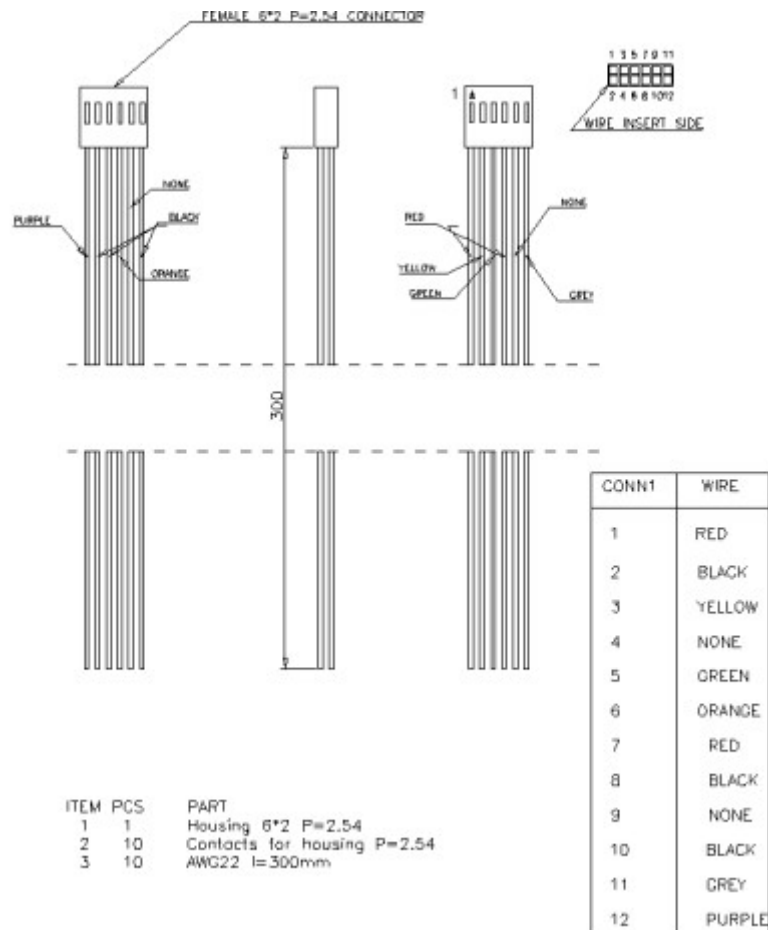


Figure 4. 702000011

700000031, Cable form, IDC Female 26Pin -> DB25F Length=200mm

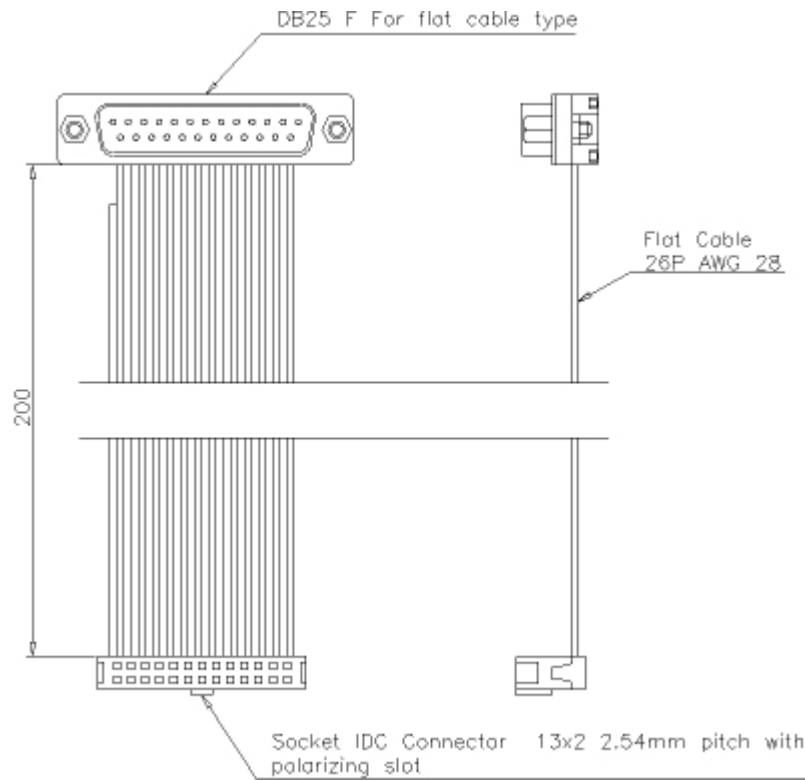


Figure 5. 700000031

7030000072, Cable form, IDC Female 26Pin -> DB25F Length=200mm

P1: Multimedia, 40pin (20x2, 1.25mm pitch)

P2: Dil crimp housing, 26pin (13x2, 2.00mm pitch)

Note: P2 = pins 27 to 40 from P1, pins 1 to 26 are left open

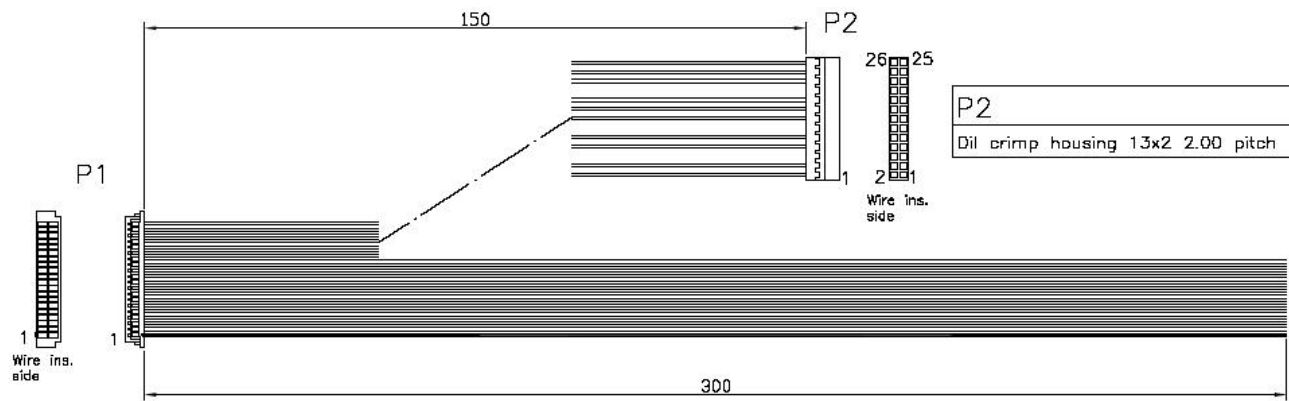
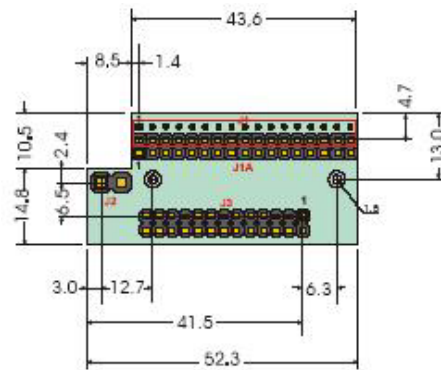


Figure 6. 7030000072

ACS-6000, Floppy disc drive adaptor

Package Contents:

- 1 x ACS-6000, Floppy disc drive adaptor
- 1 x 7030000120, Cable, HDD, Male, 4Pin -> Female 2pin + Female 4pin, HDD, Length=200mm
- 1 x 7000000002, Cable, IDC, Female, 26Pin -> IDC, Female, 26Pin, Length=100mm
- 1 x 7000000003, Cable, IDC, Female, 34Pin -> Card edge, 34pin, Length=400mm, FDD



Dimensions are in millimeters

Figure 7. ACS-6000 Dimensions

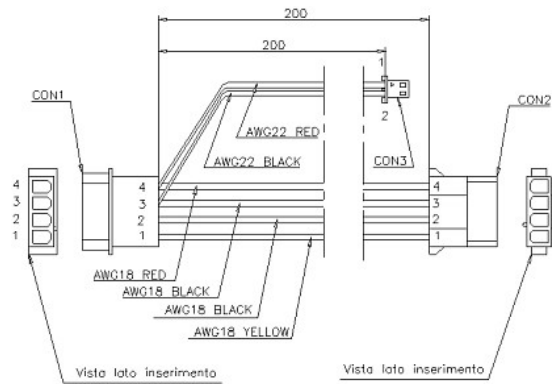


Figure 8. 7030000120

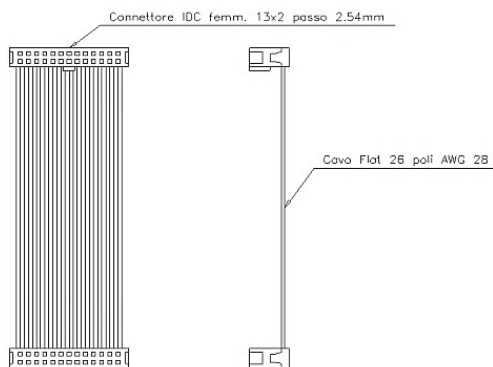


Figure 9. 7000000002

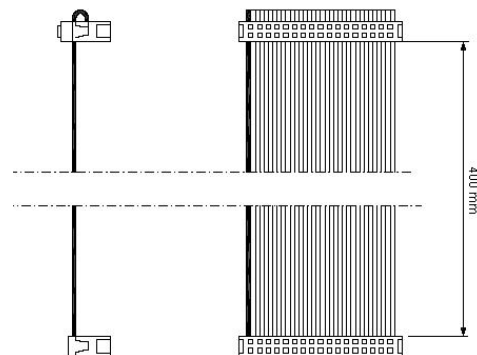


Figure 9. 7000000003

ACS-9072-00, Multifunction adaptor for PC104 CPU's

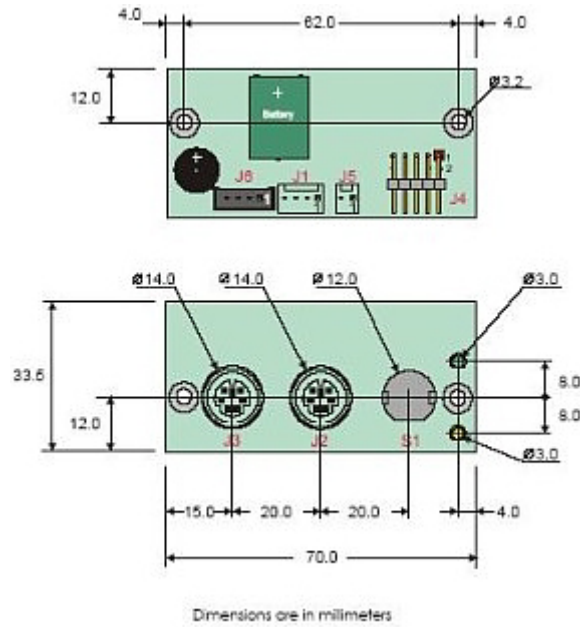


Figure 10. ACS-9072-00 measurements

Table 3. Connector Descriptions

Part Number	Description
S1	Reset Switch
J1	Keyboard Output, SIL 4P M DA C.S. P=2.54mm Vertical
J2	Keyboard Input, Vertical 6pin MINIDIN Connector.
J3	Mouse Input, Vertical 6pin MINIDIN Connector.
J4	Multi-Purpose Connector 5x2 male 90° p=2.54mm
J5	Voltage Input, SIL 2P M DA C.S. P=2.54mm Vertical
J6	Mouse Output, AMP MODUII 4pin

ACS-9071-06, RJ45 Ethernet 10/100Mb adaptor

Package Contents:

1 x RJ45 Ethernet 10/100Mb adaptor
1 x 7000000125, Cable form (See Below)

Note: For further information regarding this adaptor please refer to:

Application Note 0059, "AN0059 ACS-9071 User Manual"

Available from the Eurotech download area.

ACS-9076-01, AC97 Audio CODEC

Package Contents

1 x ACS-9076-01, AC97 Audio CODEC

1 x 7030000240, Cable form, Minitek 20pin -> 10pin + 8pin AC97 and USB

1 x 7030000300, Cable form, DB9 Male -> 3 x 3.5mm Female Stereo Jack

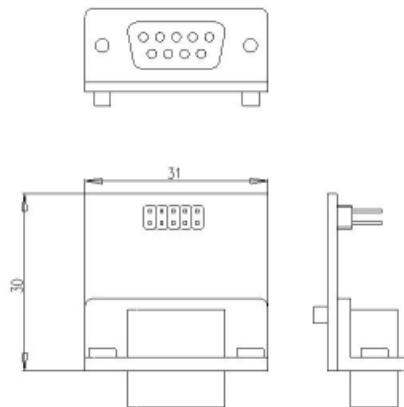


Figure 11. AC97 Audio Adaptor

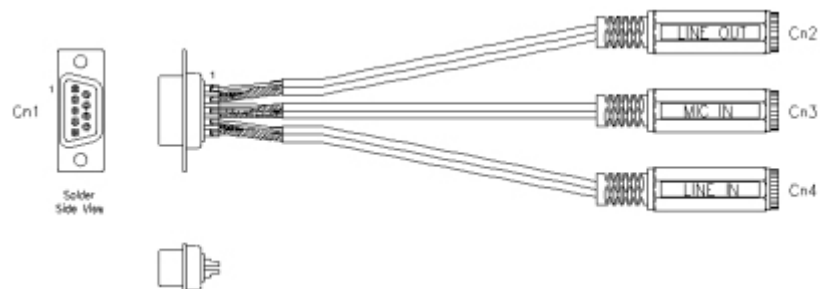


Figure 12. 7030000300




Figure 13. 7030000240

ACS-9075-02, 2 Port USB 1.1 adaptor

Package Contents:

1 x ACS-9075-02, 2 Port USB 1.1 adaptor

1 x 7030000240, Cable for, Minitek 20 pin (10x2) -> 10 Pin (5x2) & 8 pin (4x2), AC97 & USB

1 x 7000000160, Minitek IDC connector 8 pin (4x2), -> PH 8 pin, USB

No technical drawing for the ACS-9075-02, currently available




Figure 14. 7030000240



Figure 15. 7000000160

Related Documents

For further information please refer to the specific user manuals for the individual CPU's

Where to find us

Eurotech S.p.A.

Via J. Linussio 1
33020 AMARO (UD)
ITALY

Phone: +39.0433.485.411
Fax: +39.0433.485.499

Web: www.eurotech.it
E-mail: sales@eurotech.it