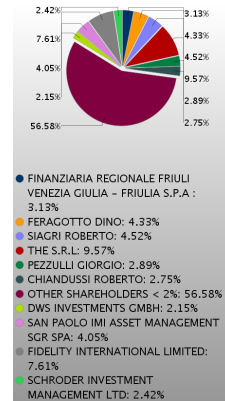


EUROTECH

Via J. Linussio, 1
33020 Amaro
Tel.:+39 0433 485 411
Fax:+39 0433 485 499
www.eurotech.com

SHAREHOLDERS *



Source: Consob
Update: 01/09/06

SPECIALIST BROKER *

mediabanca s.p.a.
www.mediabanca.it

AUDITING COMPANY *

Reconta Ernest&Young



* The above information has been provided and updated by the issuing company
(1) Corporate Governance: Modello TRADIZIONALE

BUSINESS DESCRIPTION *

Eurotech Group: The Eurotech Group designs, develops and markets miniaturized computers (NanoPCs) and high performance computers (HPCs). The NanoPC unit designs and manufactures different products, suited to the miniaturization level required by customers. Our products range from PCs of very small dimensions to systems integrated on a single chip (System-on-Chip, SoC), to embedded microcomputers designed for public transport vehicles like trains, planes and busses, and finally to wearable interconnected PCs. The HPC unit develops, using proprietary interconnection technologies, high performance computers realized by massively connecting miniaturized computers. These supercomputers have an extremely high computational power and target qualified Italian and European universities and research centres, for which they represent an essential tool in the exploration of new scientific fields like nano- and biotechnologies or subatomic physics

CORPORATE GOVERNANCE * (1)

Executive / Non-Executive / Independent	BOARD OF DIRECTORS		I.C.C. (1)	C.C. (2)	N.C. (3)
	X				
	X	Caterina Belletti Board member	X		
	X	Alberto Felice De Toni Board member		X	
	X	Dino Feragotto Vice-Chairman			
	X	Massimo Mauri Vice-Chairman			
	X	Giovanni Saladino Board member			
	X	Roberto Siagri Chairman			
	X	Giovanni Spangaro Board member	X		
	X	Giampietro Tecchioli Board member			
	X	Michele Vitali Board member		X	

(1): Internal Control Committee
(2): Compensation Committee
(3): Nomination Committee

BOARD MEMBERS OWNERSHIP

Roberto Siagri
1,349,440 shares on 30/11/05
Dino Feragotto
1,294,984 shares on 30/11/05
Giovanni Saladino
180,000 shares on 30/11/05
Giampietro Tecchioli
156,960 shares on 30/11/05
Massimo Mauri
120,000 shares on 30/11/05

TOP MANAGEMENT

Roberto Siagri
President
Dino Feragotto
Vice-President
Massimo Mauri
Vice-President

OTHER INFORMATION RELATING GOVERNANCE

Compensation stock
mbo

INVESTOR RELATIONS *

Massimo Mauri - E-mail:m.mauri@eurotech.com
Tel.:0433-485411- Fax:0433-485499

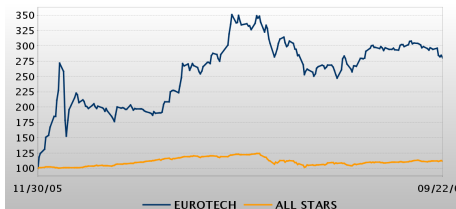
KEY FIGURES *

€m	First-Half Results		Var %	Annual Results	
	30/06/06	30/06/05		'06 vs '05	31/12/05
Total Sales	23.65	11.00	115.00%	53.42	16.65
Ebitda	1.68	0.03	5,306.45%	5.22	1.99
<i>Ebitda margin</i>	<i>7.09%</i>	<i>0.28%</i>		<i>9.78%</i>	<i>11.93%</i>
Ebit	1.09	-0.40		3.22	1.46
<i>Ebit Margin</i>	<i>4.60%</i>	<i>-3.63%</i>		<i>6.03%</i>	<i>8.75%</i>
Ebt	0.70	-0.57		2.11	1.03
<i>Ebt margin</i>	<i>2.96%</i>	<i>-5.19%</i>		<i>3.95%</i>	<i>6.20%</i>
Net Result	-0.08	-0.39		1.50	0.65
<i>E-Margin</i>	<i>-0.33%</i>	<i>-3.54%</i>		<i>2.81%</i>	<i>3.89%</i>

€m	First-Half Results		Var %	Annual Results	
	30/06/06	30/06/05		'06 vs '05	31/12/05
Net Financial Debt / (Cash)	6.31	9.20	-31.37%	1.00	9.10
Net Equity	32.31	5.62	475.13%	32.45	5.45
Employed Capital	38.62	14.81	160.71%	33.45	14.54

Source: company data. The year-end closing is at December, 31. Values are expressed in Million Euro. Financial data for the first half of 2006 include for three months the Arcorm Group, which was acquired on April 1st, 2006. Price allocation effects are not included

SHARE ANALYSIS



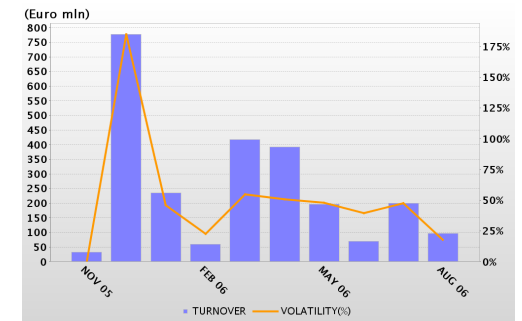
COMPANY		EUROTECH	
SEGMENT	STAR		
ISIN	BLOOMBERG	REUTERS	
CODE	IT0003895668	ETH IM	ETH.MI
NUMBER OF SHARES OUTSTANDING	34,456,784		
NOMINAL VALUE (€)	0.00		
MARKET CAP (€ mln at:)	22/09/2006 326.00		
MINIMUM TRADING LOT on Block Market	1,500,000		

SECTOR SUB - SECTOR LATEST DIVIDEND 0.000 EX-DIVIDEND DATE

LAST PRICE (€)	PERFORMANCE	Ord	PERFORMANCE ALL STARS	RELATIVE PERFORMANCE
22/09/2006 9.47	-2Y	n/a	-2Y 59.29%	n/a
PRICE RANGE (-2Y) Ord (€)	-1Y	n/a	-1Y 7.90%	n/a
MAX 11.86	-3M	6.45%	-3M 6.08%	0.37%
MIN 3.38	-1M	-6.81%	-1M 0.81%	-7.62%

TURNOVER AND VOLATILITY

STATISTICS FROM 02/01/2006 TO 22/09/2006	
TURN OVER	
TOTAL (€)	1,715,395,515
DAILY AVERAGE (€)	9,222,557
NUMBER OF SHARES TRADED	
TOTAL	167,486,113
DAILY AVERAGE	900,463
NUMBER OF TRADES	
TOTAL	295,443
DAILY AVERAGE	1,588
VOLATILITY	41.97%
TURNOVER VELOCITY	663.78%



Source: Borsa Italiana. Data refer to the ordinary shares.